

# 日印地域間交流促進プログラム 報告書

(2012年1月25日~2月4日)



61

2

18

100

30

60

JETRO

2

3

JETRO

BBL

8 9

JET

2

2012 3

		-----	1
		-----	2
		-----	3
		-----	4
		-----	6
		-----	8
		-----	10
		-----	12
		-----	14
		-----	16
	JETRO	-----	18
		-----	20
AJINOMOTO INDIA PRIVATE LTD	INDIA	-----	23
BBL DAIDO PRINATE LTD	BBL	-----	24
Infosys Technologies Ltd	India	-----	26

(1)  
1990

(2)

(3)

24	1	25	2	4	11
		1	25	1	27
		1	28	2	4
					3

NPO

(4)

JIAM

	( ) JIAM	
	( ) JIAM	2010
	( ) JIAM	

		Sushi and More
		JETRO BBL DAIDO PRIVATE LTD BBL
10		AJINOMOTO INDIA PRIVATE LTD INDIA
11		

1				
2				
3				
4				
5				
6				
7				
8				
9				
10				
11				
12				
13				
14				
15				
16				
17				
18				



(3)

1

2

3

4

6

5

6

27

(1)

(2)

(3)

8

13

1991

2009

6

EPA

2011

8

1

10

10

BOP





1 30 10:00 12:00

1952 2012 60  
1% 1991  
6 9%  
1991

2000 2005 2006  
EPA 2011 8  
1 2011 12

2012

2

7

2% 1% 80% 14% 2%  
22  
1947

1960 INC 1970 1996  
BJP 1996 INC BJP

(1)

IAS

(2)

1990		6%	2005	2007	9%	
2011				7 8%		7%
	12	1	25		2012	12
5			9%			2030
	FDI		2009		2010	25%
						FDI
		2010	3		NTT	
					2011	6
		6				

IAS

Win-Win

All India Institute of Local self - government

1 30 14 00 16 00

Mr. R.S.Chavan, Director General  
Dr. Mukesh Kanaskar, Programme Director

AIILSG

AIILSG  
AIILSG

1926 20

AIILSG UNICEF WHO  
UNDP /UNCHS UMP

AIILSG

Ministry of Urban Employment and  
Poverty Alleviation UNDP AIILSG  
RCUES  
National Resource Centre on Urban Poverty  
NRCUP NRCUP



AIILSG

AILSG

150

AILSG

UNDP

28

63

39.8

135

113

18


347

CLAIR

AILSG

AILSG

AILSG



1 31 10 00 14 00

Mr. Mahesh Pathak, Municipal Commissioner, Pune Municipal Corporation

Dr. Anup Yadava, Additional Municipal Commissioner, PMC

Mr. Naresh A. Zurmure, Additional Municipal Commissioner, PMC

Mr. Sameer Khale, President, Association of Friends of Japan, Pune (AFJ)

170km

2006

10 40,000

30



120                      190                      5                      8

1                      1.6      2012      2

(1)

IT

1950    2    15  
310  
243.84                      43                      13  
12  
                    22      41                      8      25



(2)

Executive Wing                      Political Wing  
                    Executive Wing

Municipal Commissioner

Additional Municipal Commissioner    2                      14

18,031

Political Wing

Mayor

152


(3)

298                      600  
37

Octroi

22

50



1 31 14 00 16 00  
Rajiv Gandhi Academy of e-learning  
Ms. Elizabeth Philip, Principal

4 2 8 2 5 3  
3 4

7 4 3 5  
3 2  
8 7 277



e-learning



Rajiv Gandhi Academy of e - learning  
Rajiv Gandhi Academy of e-learning  
e-learning

e-learning

PC1

40

PC

2011

2002


8 00 16 00  
16 00

e-learning



1

NPO



1 31 16 45 18 00

30MLD Million Liters per Day  
2010

(1)

6

4



施設全体図（模型）

(2)

(3)

(4)



回分槽（処理槽）



水質試験室

	744MLD	
527MLD	70%	2042
	383 MLD	5
2		
	60MLD	

150



エントランス周辺

PR



2012 2 1 9:00 14:00

6

30



7 30 9 30 18 30 20 30

20

16

100



5

10

1

3

1

2

JETRO

2 2            12 45 13 15

Director

JETRO

(1)            12 1019            2011            2  
               2001            10 2873            10            1 8  
               2025                       25            50  
               36.8

(2)            GDP US            1.6            2010            10  
 (3)                       GDP US            1,370            2010            134

		GDP US		GDP US	
		1.6	10	1,370	134
		5.9	2	4,382	93
		2.1	7	10,816	53
		1.5	11	10,356	56
		0.7	18	2,974	106
		5.5	3	42,783	16

(4)            \_\_\_\_\_  
 \_\_\_\_\_  
 \_\_\_\_\_ PC            IT \_\_\_\_\_  
 \_\_\_\_\_

(5)            \_\_\_\_\_  
 \_\_\_\_\_

(6)            \_\_\_\_\_  
 \_\_\_\_\_ 10  
 \_\_\_\_\_ 4



2012 2

(7)            30  
               17

(8)            1990            100

(9)

10

11

11

2008

2

(1)

GDP

(2)

2011 10

812

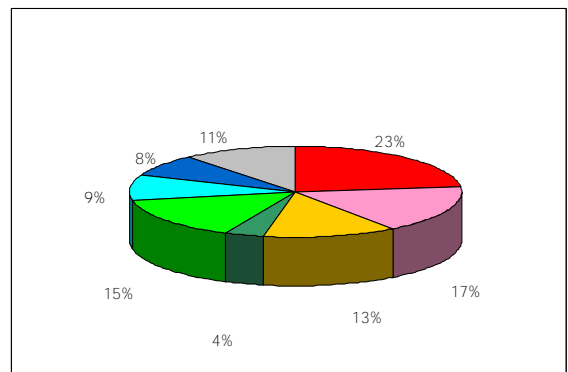
35

286

(3)

(4)

(5)



(6)

2010 2012

2010

2011

MOU

(1)

(2)

(3)

100



2 2 10 30 11 30

Industries Department, Executive Vice Chairman Mr. M. Velmurugan



1  
2010  
MOU

Executive Vice Chairman Mr. M. Velmurugan





(5)

(6)

30

10	AJINOMOTO INDIA PRIVATE LIMITED	INDIA
----	---------------------------------	-------

2 3 9 30 10 15  
**JETRO**  
 Director

2003  
 3 100%  
 10  
 300 3  
 Hapima  
 7 46 47

(1)



(2)

(3)

1 1

(4)

2 40

1 2

(5)

1 2

(6)

(7)

1 1

JETRO

11 BBL DAIDO PRIVATE LTD BBL

2 2 15 30 16 30

Kelambakkam

Supervisor

PRIVATE LTD

BBL DAIDO



BBL DAIDO PRIVATE LTD  
BBL DAIDO PRIVATE LTD

12 Bimetal Bearings Limited 1 2001  
 1 5  
 40.0

Amalgamations Group  
 OEM

Euro3


2 2000 7

1 Amalgamations Group

Simpson&Co Ltd.

2

102

Bimetal Bearings Limited			1	20	2	7
			2	23	2	6

30

1939 11

6

18

1

BBL DAIDO

PRIVATE LTD



72 73

555

634

23 3

1,188

3,745

23 3

1

1

Kelambakkam

2001

2003

2009

2

24



BBL

60

58

2

BBL

280

3



BBL DAIDO PRIVATE LTD

JV

12 Infosys Technologies Ltd India

2 3 13 00 14 30

Chennai Development Center

Senior Executive-Facilities Mr. Murali Krishnan

1981

250

90

99

95  
2000

IT

2000



60.4

2011 3

139.7

market cap Dec 08

133,500

2011 3

DC development center

DC

IT



2

CMMI

110

45

2

1 4

1 4

3 5

1

9 15



110